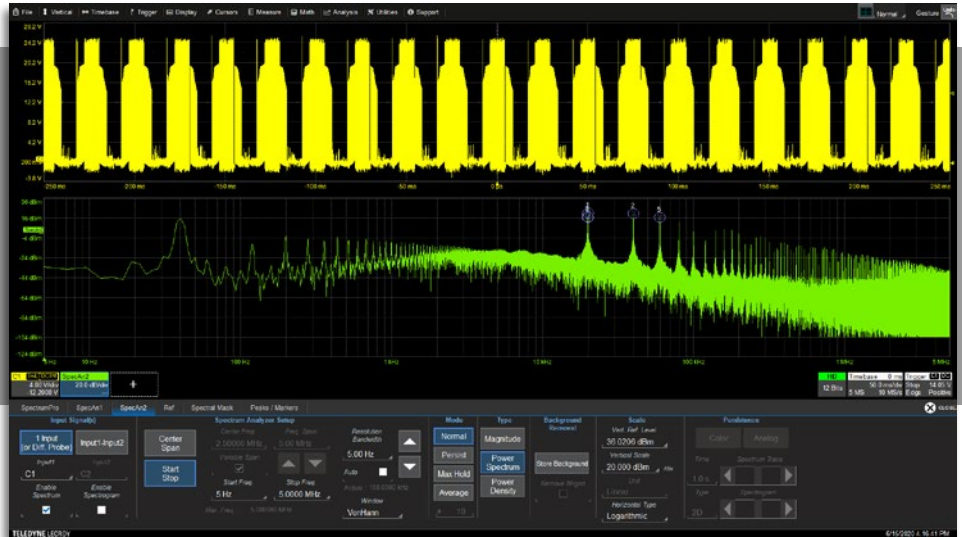


# Spectrum Analysis Options

## SPECTRUM-PRO-2R

## SPECTRUM-1



### Key Features

- Logarithmic horizontal and vertical scales
- Drag-and-drop spectrum traces
- Non-linear “sniffer” probe correction factors
- Spectral background removal
- Reference, Persistence, Average, and Max Hold spectral waveforms
- Spectrograms in 2D or 3D views
- Peaks and markers tables
- Spectral mask testing using .csv data masks

### Most Flexible Spectral Analysis

Simplify waveform analysis in the frequency domain by leveraging spectrum-analyzer-style controls and drag-and-drop capability. Correlate spectral content easily by simultaneously displaying channel, math, and spectral waveforms.

### Unique Debug Features

SPECTRUM-PRO-2R enables up to two spectral waveforms with different frequency spans and resolution bandwidths to help debug different behavior in the same acquisition. Spectral background removal eliminates spurious interference from environmental or other sources.

### Spectrograms Display Spectral Changes Over Time

Monitor spectrum changes over time by viewing a 2D or 3D color-graded history of the frequency content.

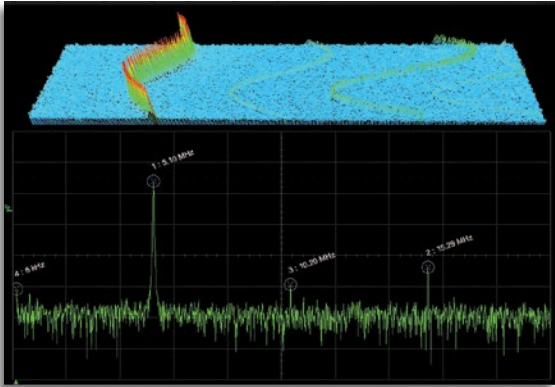
### Best Sniffer Probe Support

Apply non-linear transducer or antenna correction factor re-scaling using nearly any electrical or magnetic unit of measure (e.g., Teslas, Webers, Henrys, Siemens, V/m, C/m<sup>2</sup>, A/m, H/m). This greatly increases the utility of the spectral analysis by displaying properly scaled spectrum waveforms, makes accurate pass/fail testing possible, and simplifies testing. Connect the CA10 sensor adapter to save all of the re-scaling information and turn the transducer into a quick-connection probe.

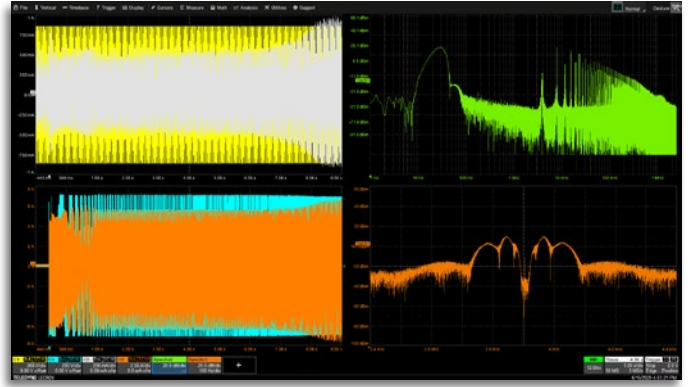
### Widest Spectral Range and Most Spectral Details

Perform spectral analysis down to 1 Hz with resolution bandwidth of 100 mHz – ideal for low frequency magnetic testing. Utilize the long memory in Teledyne LeCroy oscilloscopes to acquire waveforms up to 250 Mpt for analysis of very wide frequency spans at high resolution bandwidths.

# ORDERING INFORMATION



Spectrogram shows 2D or 3D views of changing spectral content.



Two different spectrums can be calculated from one acquisition to display very different center frequencies, spans, and frequency resolutions.

## Spectrum Analyzer Options Overview

	SPECTRUM-1	SPECTRUM-PRO-2R
Number of Spectrum Traces	1	2
Logarithmic Scale	✓	✓
Spectrogram (2D/3D)	✓	✓
Sniffer probe/CA10 Support	✓	✓
Pop up Peaks and Markers Table	✓	✓
Reference Trace		✓
Spectral Background Removal		✓
Spectral Mask Testing		✓

## Product Description

## Product Code

### SPECTRUM-PRO-2R: 2 Traces + Reference

Spectrum Analyzer for HDO6000	HDO6K-SPECTRUM-PRO-2R
Spectrum Analyzer for WaveRunner 9000	WR9K-SPECTRUM-PRO-2R
Spectrum Analyzer for HDO8000/MDA800	HDO8K-SPECTRUM-PRO-2R
Spectrum Analyzer for WaveRunner/ MDA 8000HD	WR8KHD-SPECTRUM-PRO-2R
Spectrum Analyzer for WavePro HD	WPHD-SPECTRUM-PRO-2R
Spectrum Analyzer for WaveMaster 8 Zi	WM8Zi-SPECTRUM-PRO-2R
Spectrum Analyzer for LabMaster 10 Zi	LM10Zi-SPECTRUM-PRO-2R

### SPECTRUM-1: 1 Trace

Spectrum Analyzer for HDO4000	HDO4K-SPECTRUM-1
Spectrum Analyzer for WaveRunner9000	WR9K-SPECTRUM-1
Spectrum Analyzer for WaveRunner/ MDA 8000HD	WR8KHD-SPECTRUM-1
Spectrum Analyzer for WavePro HD	WPHD-SPECTRUM-1
Spectrum Analyzer for WaveMaster 8 Zi	WM8Zi-SPECTRUM-1
Spectrum Analyzer for LabMaster 10 Zi	LM10Zi-SPECTRUM-1

## Customer Service

Teledyne LeCroy oscilloscopes and probes are designed, built, and tested to ensure high reliability. In the unlikely event you experience difficulties, our digital oscilloscopes are fully warranted for three years and our probes are warranted for one year.

This warranty includes:

- No charge for return shipping
- Long-term 7-year support
- Upgrade to latest software at no charge



1-800-5-LeCroy  
teledyneleeroy.com

Local sales offices are located throughout the world.  
Visit our website to find the most convenient location.